

# CCO-030S & 030 Models

8 & 14 Pin Dip, 3.3V, HCMOS



# Clock Oscillator

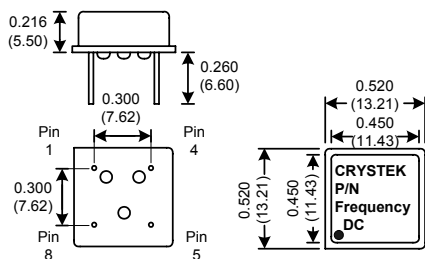


Designed to provide a low cost solution to a broad base of frequency timing applications.

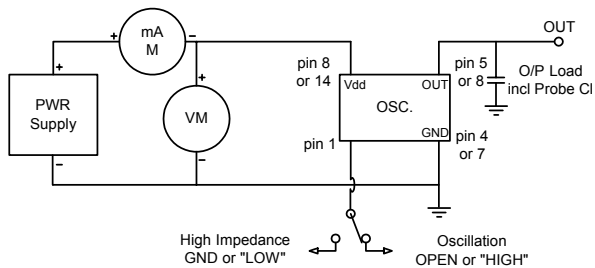
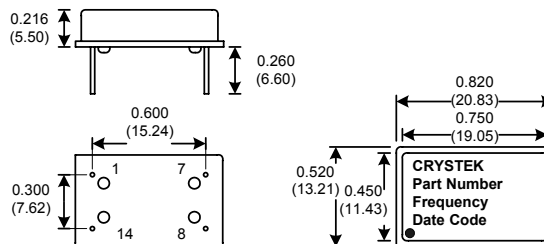
- Frequency Range:** 30KHz to 200MHz
- Frequency Stability:** ±10ppm to ±100ppm
- Temperature Range:**
  - Operating: 0°C to 70°C
  - (Option M) -20°C to 70°C
  - (Option X) -40°C to 85°C
- Storage:** -55°C to 120°C
- Input Voltage:** 3.3V ± 0.3V
- Input Current:** 10-60mA (freq. dependent)
- Output:** HCMOS
  - Symmetry: 45/55% Max @ 50% Vdd
  - Rise/Fall Time: 15ns Typ, 20ns Max (30-500KHz)
  - 4ns Typ, 10ns Max (501KHz-79MHz)
  - 1.5ns Typ, 3ns Max (80-200MHz)
- Logic:** "0" = 10% Vdd Max  
"1" = 90% Vdd Min
- Load:** 15pF Max  
(Option H) 30pF Max (up to 80MHz)

**Aging:** <3ppm 1st/yr, 1ppm every year thereafter

## CCO-030S



## CCO-030



Tri-State Function	
Function pin 1	Output pin
Open	Active
"1" level 2.4V Min	Active
"0" level 0.4V Max	High Z

## Crystek Part Number Guide

### CCO-030 T X H - 25 - 49.152

- #1 Crystek Clock Osc.
- #2 Model (030 or 030S)
- #3 Tristate: Blank= no Tristate, T= Tristate
- #4 Temp. Range: Blank= 0/70°C, M= -20/70°C, X= -40/85°C
- #5 Load: Blank= standard, H= 30pF
- #6 Stability: (see Table 1)
- #7 Frequency In MHz: 3 or 6 decimal places

Stability Indicator:	Stability	
	0/70	-20/70 -40/85
Blank (std)	± 100ppm	** **
50	± 50ppm	** **
25	± 25ppm	** **
20	± 20ppm	** **
10	± 10ppm	** **

Table 1

Example:  
CCO-030TX-25-25.000 = (full size) 3.3V Tristate, -40/85°C, 45/55, 25ppm, 25.000 MHz  
CCO-030ST-50-19.660800 = (half size) 3.3V Tristate, 0/70, 45/55, 50ppm, 19.660800 MHz

Specifications subject to change without notice.

TD-02076 Rev.H

